


HiB

MAKING
BATHROOMS
BEAUTIFUL

**Technical Drawing &
FAQ Data Sheets**

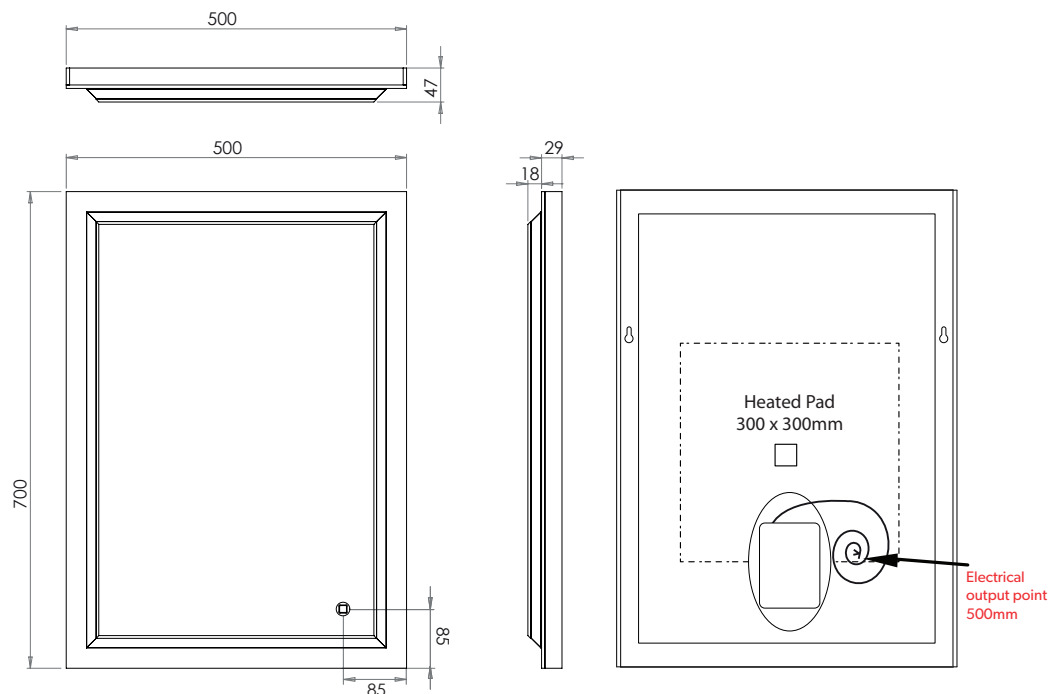


**Spectre 50
Spectre 60
Spectre 100**

HiB recommend you receive the product before commencing with installation as all sizes and measurements are approximate.
 HiB try and ensure all measurements are as accurate as possible.
 In the interest of continuous product development, HiB reserves the right to alter specification as necessary. E & OE.

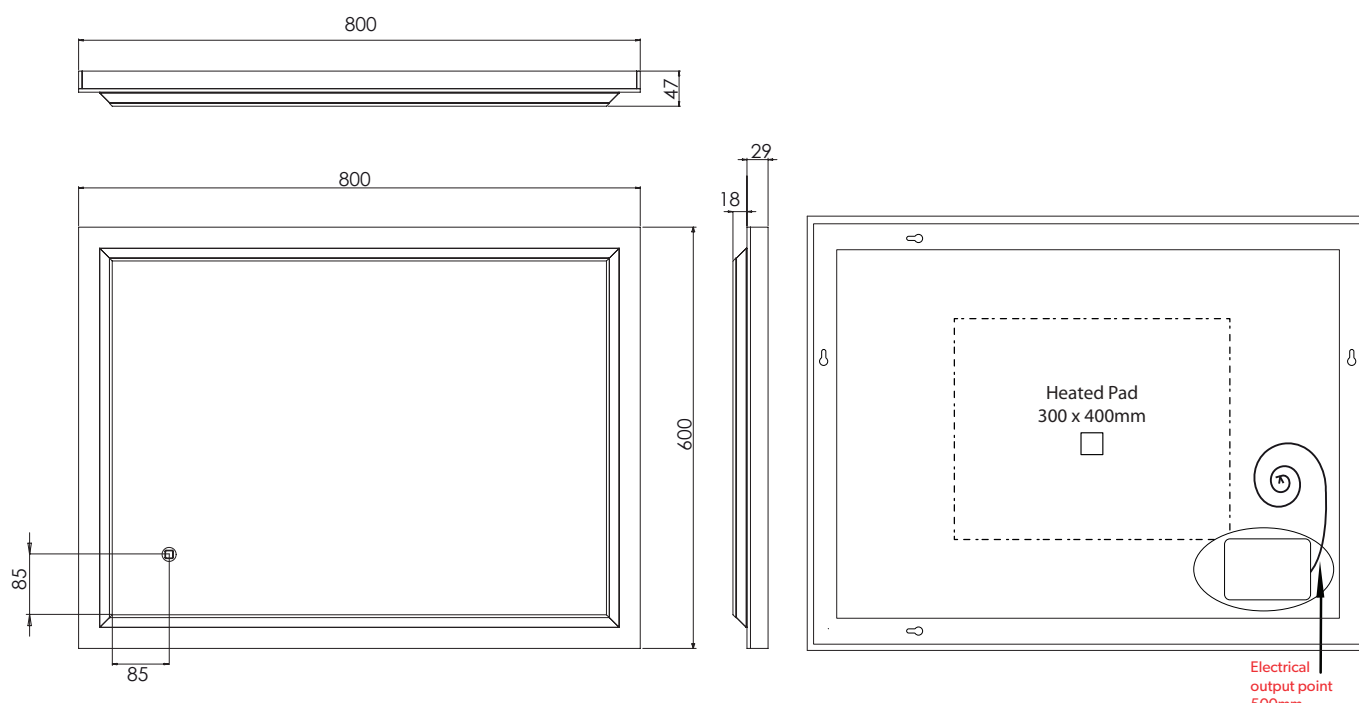
Spectre 50

Art no. 79510000



Spectre 60

Art no. 79520000



Electrical Safety Information

HiB recommends that all electrical bathroom products should only be fitted by a suitably qualified, Part P registered electrician in accordance with current IEE regulations.

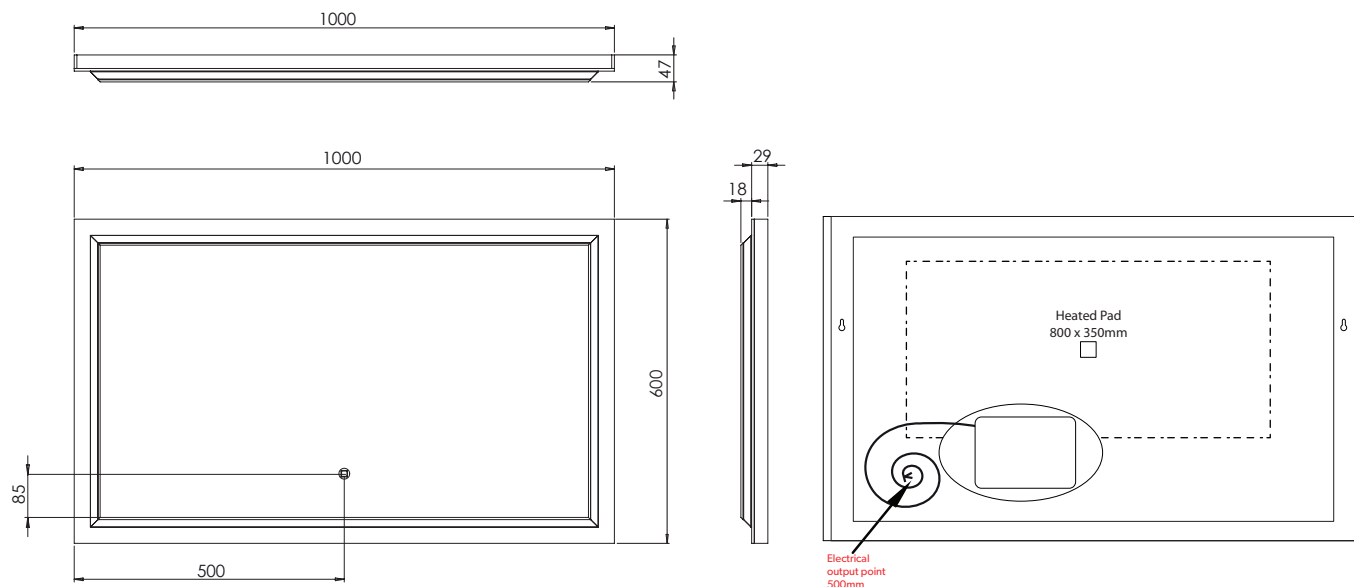
Ensure mains power supply is switched off before starting installation.

Before drilling, ensure there are no hidden cables or pipes in the wall.

HiB recommend you receive the product before commencing with installation as all sizes and measurements are approximate.
HiB try and ensure all measurements are as accurate as possible.
In the interest of continuous product development, HiB reserves the right to alter specification as necessary. E & OE.

Spectre 100

Art no. 79530000




Electrical Safety Information

HiB recommends that all electrical bathroom products should only be fitted by a suitably qualified, Part P registered electrician in accordance with current IEE regulations.

Ensure mains power supply is switched off before starting installation.

Before drilling, ensure there are no hidden cables or pipes in the wall.

			Version No. 04.10.21
	Product	Spectre 50, Spectre 60 & Spectre 100	
	Art. No.	Spectre 50: 79510000, Spectre 60: 79520000, & Spectre100: 79530000	
	Product Description	A stylish mirror on mirror design with chamfered LED lighting between the mirrors.	

Question	Answer
Nett weight (kg)	Spectre 50: 6.5kg / Spectre 60: 9kg / Spectre 100: 11.5kg
Light Source	LED
Light Source Average Lifespan	Average: 20,000 hr
Total Rated Wattage (W)	Spectre 50: 36.68w / Spectre 60: 48.90w / Spectre 100: 75.74w
Lumens (Lm)	Spectre 50: 832.50 lm / Spectre 60: 1012.50 lm / Spectre 100: 1192.50 lm
Kelvins (k)	All Spectre mirrors are 2700 - 6500k
Is the mirror dimmable?	No
Energy Rating	E
Is the heated pad only on when the mirror is illuminated?	Yes
Does the mirror require an earth connection?	No, the product is double insulated
Can I bypass the sensor so the mirror comes on with the main room light?	No
Is it cool white or warm white illumination?	Both - the mirror is colour temperature changing
What IP rating is the mirror?	All Spectre mirrors are IP44 rated
What orientation can the mirror be hung?	Spectre 50: Portrait ONLY, Spectre 60: Portrait OR Landscape & Spectre 100: Landscape ONLY
How long is the warranty?	5 years from date of purchase on silvering coating on mirror only 2 years from date of purchase on electrical components in the mirror

Electrical Safety Information

HiB recommends that all electrical bathroom products should only be fitted by a suitably qualified, Part P registered electrician in accordance with current IEE regulations.

Ensure mains power supply is switched off before starting installation.

Before drilling, ensure there are no hidden cables or pipes in the wall.

HiB recommend you receive the product before commencing with installation as all sizes and measurements are approximate.

HiB try and ensure all measurements are as accurate as possible.

In the interest of continuous product development, HiB reserves the right to alter specification as necessary. E & OE.

T: +44 (0)20 8441 0352 F: +44 (0)208441 0219 E: sales@hib.co.uk W: hib.co.uk

HiB Ltd. Building 3, North London Business Park, Oakleigh Road South, New Southgate, London. N11 1GN